



RSU 16
ANNUAL REPORT

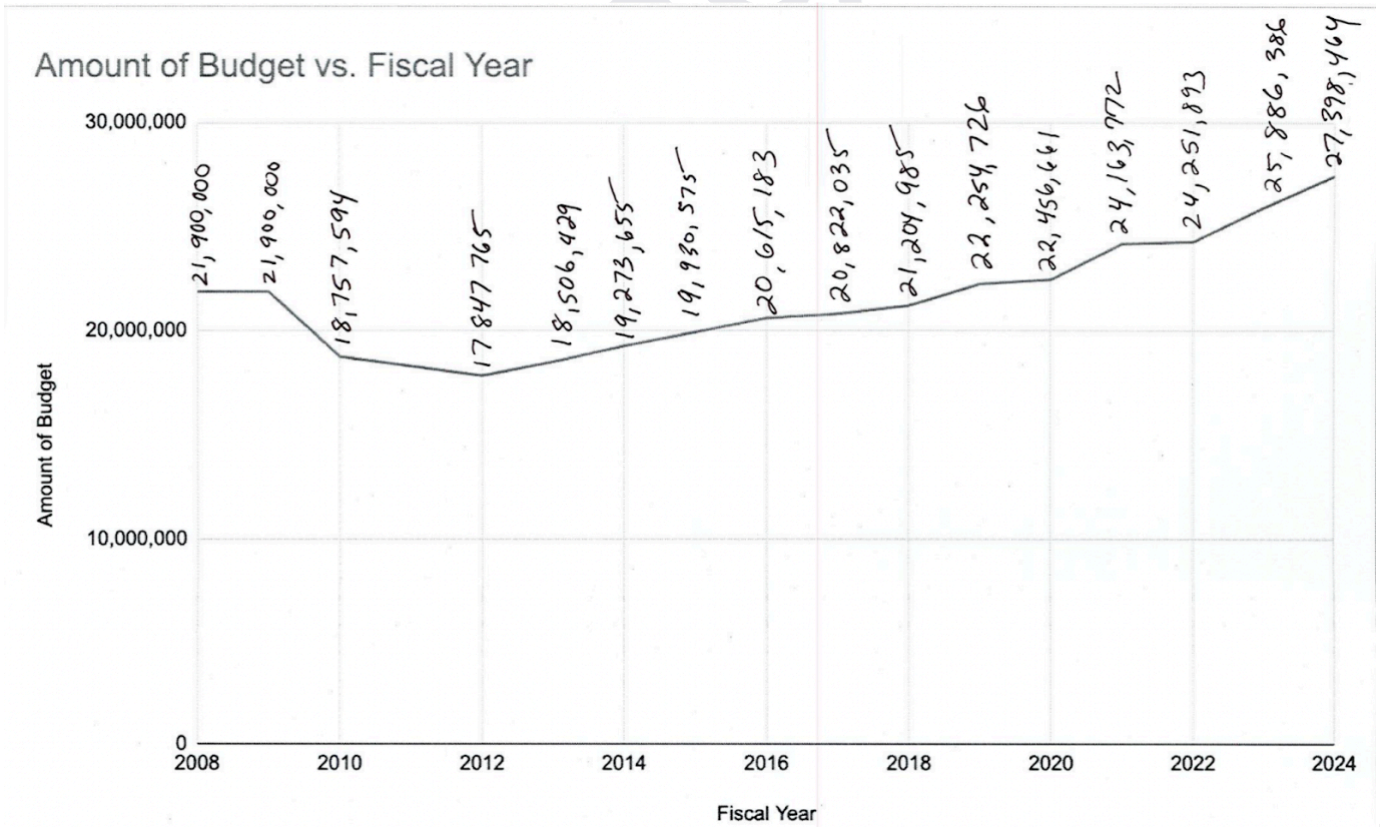
2021-2022 Per Pupil Spending

Source: Maine Department of Education: <https://www.maine.gov/doe/dashboard>

Community	Per Pupil Cost
State Average	\$17,999
RSU 16	\$15,898
RSU 14 (Windham)	\$17,810
RSU 15 (GNG)	\$17,465
RSU 4 (Sabattus)	\$16,984
MSAD 52 (Turner)	\$16,299
Winthrop	\$16,347
Lewiston	\$15,891
RSU 17 (Oxford Hills)	\$15,403
Lisbon	\$15,276
Auburn	\$14,691
Yarmouth	\$19,272
Cape Elizabeth	\$22,502


2008-2024 Budget By Fiscal Year

Source: RSU 16 Budget



Class of 2020 - Class of 2023 Statistics

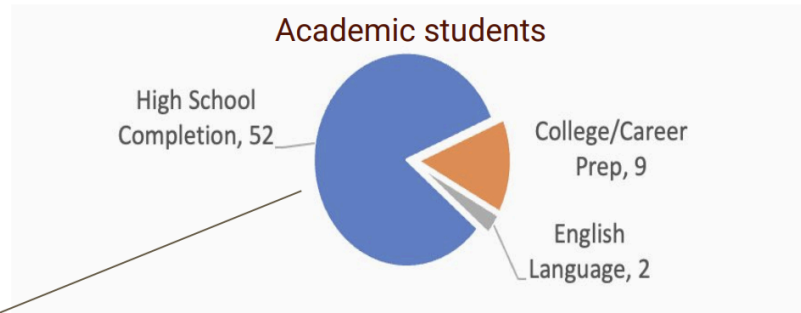
Source: PRHS Guidance Department

	Class of 2020	Class of 2021	Class of 2022	Class of 2023
4 year college	48 (41%)	40 (40%)	44 (52%)	32 (28%)
2 year college	42 (36%)	23 (22%)	17 (20%)	56 (48%)
Certificate/Vocational Programs	2 (1.5%)	2 (2%)	4 (5%)	2 (2%)
Military	2 (1.5%)	3 (3%)	0	2 (1%)
Work/travel/Gap/Apprenticeships	24 (20%)	33 (33%)	19 (23%)	25 (22%)
Early Graduates	0	1	2	2
PRHS Diplomas/Certificates	118	101	84	116

2022-2023 Adult Education Enrollment

Source: Adult Education Director

Student Enrollment data, 2022/2023



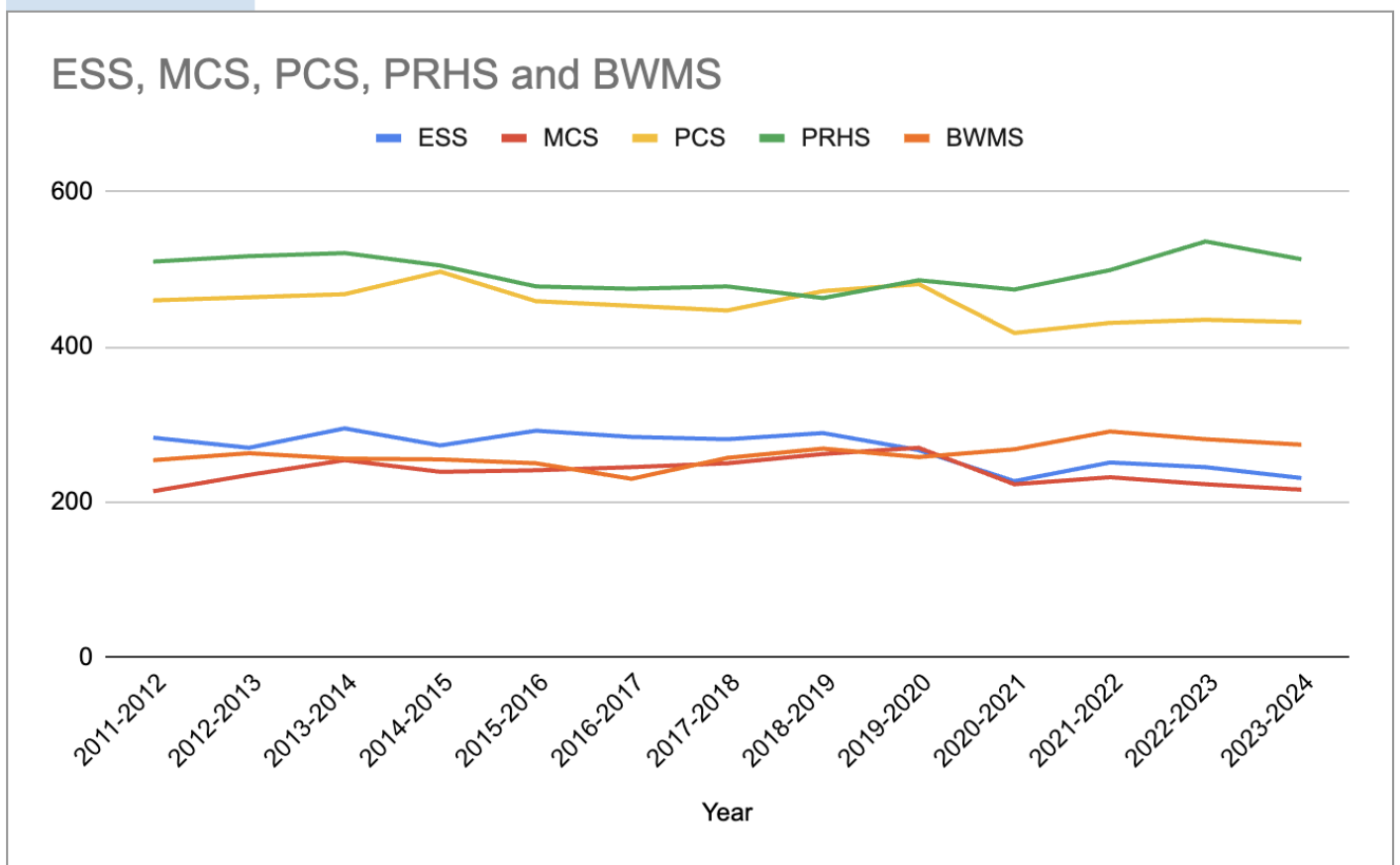
Of the 52 High School Completion students we enrolled last year,
34 were high school age,
Of those 34 students, 25 were PRHS non-completer students.

In addition, we offered over 20 enrichment classes which included 160 registrations.
(Pre-Pandemic averages were close to 350.)

2011-2024 October Enrollments

Source: NEO State Reports

School-wide October Enrollment Counts					
Year	ESS	MCS	PCS	PRHS	BWMS
2023-2024	231	216	432	513	274
2022-2023	245	223	435	536	281
2021-2022	251	232	431	499	291
2020-2021	227	223	418	474	268
2019-2020	267	270	481	486	258
2018-2019	289	262	472	463	269
2017-2018	281	250	447	478	257
2016-2017	284	245	453	475	230
2015-2016	292	241	459	478	250
2014-2015	273	239	497	505	255
2013-2014	295	254	468	521	256
2012-2013	270	235	464	517	263
2011-2012	283	214	460	510	254



2023-24 Homeschool and Superintendent Agreements

Source: Maine Department of Education Reporting

Data Date: 9/21/23

Numbers Subject to Change - Based on MDOE Registration/Reporting

INDIVIDUAL HOMESCHOOL STUDENT DATA:

<u>STUDENT AGE RANGE</u>	<u>ESTIMATED GRADE</u>	<u>NUMBER</u>
5 years of age	Kindergarten	1
6 years of age	Grade 1	16
7 years of age	Grade 2	13
8 years of age	Grade 3	15
9 years of age	Grade 4	11
10 years of age	Grade 5	13
11 years of age	Grade 6	14
12 years of age	Grade 7	10
13 years of age	Grade 8	11
14 years of age	Grade 9 (Freshmen)	12
15 years of age	Grade 10 (Sophomore)	14
16 years of age	Grade 11 (Junior)	9
17/18 years of age	Grade 12 (Senior)	6
	Total	145

SUPERINTENDENT AGREEMENT DATA:

<u>STUDENTS INCOMING</u>	50	<u>STUDENTS OUTGOING</u>	32
--------------------------	-----------	--------------------------	-----------

2014-2024 Special Education and 504

Source: NEO State Reports

	SPED	504
2014-2015	143	57
2015-2016	183	50
2016-2017	235	190
2017-2018	277	76
2018-2019	292	83
2019-2020	306	71
2020-2021	304	97
2021-2022	305	106
2022-2023	301	115
2023-2024	301	91

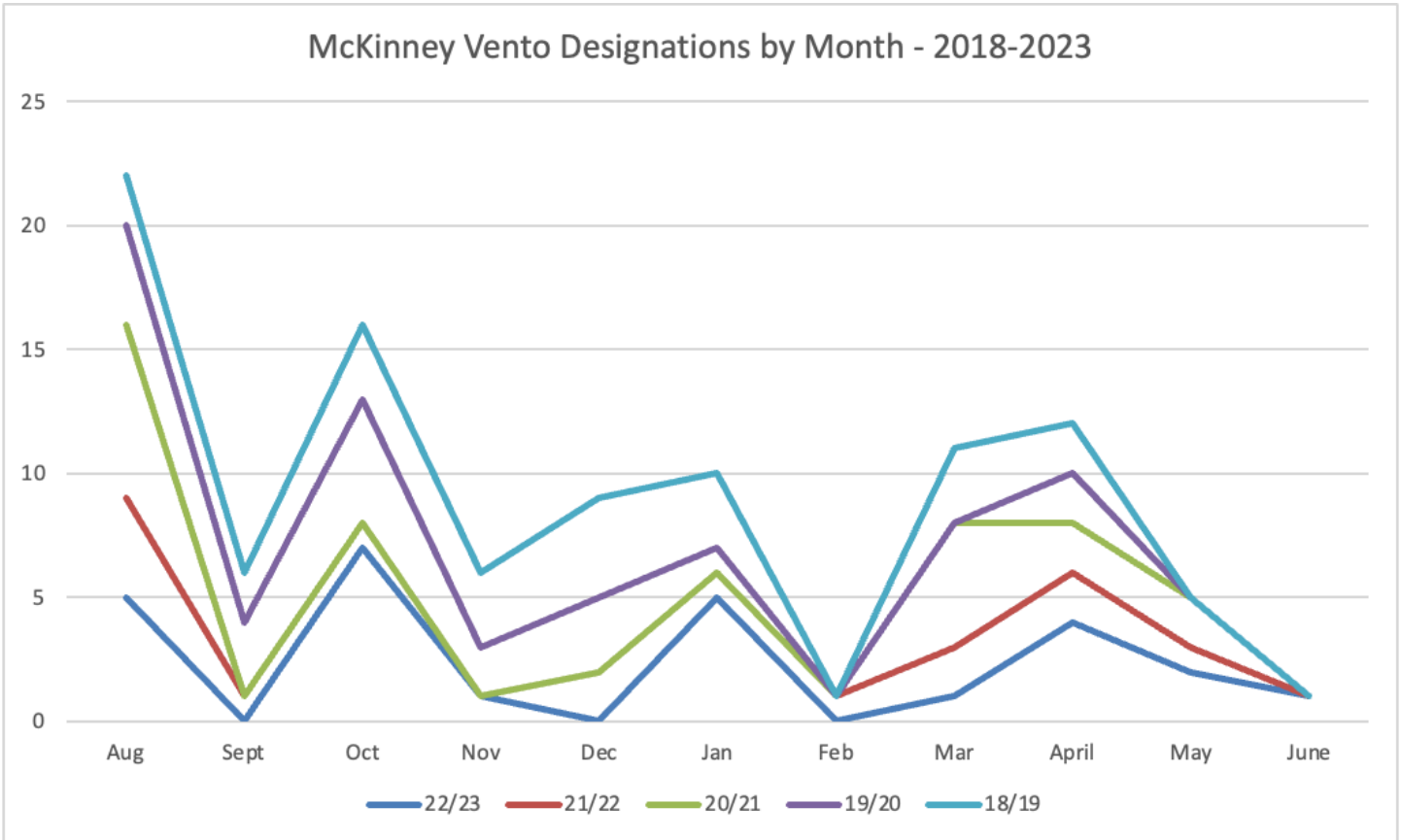
2023/24:

18 out of district students.

46 students that moved into the district that had IEPs

2018-2023 McKinney Vento

Source: RSU 16 McKinney Vento Liaison



2020-2023 Chronic Absenteeism

Source: NEO State Reports

A student is defined as being chronically absent if the student is enrolled a minimum of 10 days and absent 10% or more of the days enrolled. All absences (excused and unexcused) are used to make this determination.

School	20-21 Chron Absent %	21-22 Chron Absent %	22-23 Chron Absent %
Bruce M. Whittier Middle	42.5%	39.1%	26.39%
Elm Street School	9.1%	39.3%	21.71%
Minot Consolidated School	7.1%	38.4%	17.24%
Poland Community School	15.9%	39.8%	23.88%
Poland Regional High Sch	59.8%	42.3%	36.69%
Total School Year	30.5%	40.2%	27.07%

Spring 2023 Maine Through Year “State Assessment” (NWEA)

Source: State Reports - Acacia

MATH

Grade	RSU 16	State	Determination
3	1498	1505	Below State
4	1498	1502	Below State
5	1493	1500	Below State
6	1492	1497	Below State
7	1500	1497	At State
8	1498	1496	Below State
2nd Year HS	1495	1498	Below State

READING

Grade	RSU 16	State	Determination
3	1499	1504	Below State
4	1504	1506	At State
5	1510	1509	At State
6	1505	1507	At State
7	1504	1505	At State
8	1505	1506	At State
2nd Year HS	1505	1505	At State

